


Geist Montessori Academy

- "successful e-learning depends on the self-motivation of individuals to study effectively"

13942 E. 96th St.

McCordsville, In. 46055

"One test of the correctness
of educational procedure is
the happiness of the child."
Maria Montessori



Logan Bonar

What is eLearning?

- Learning conducted via electronic media, typically on the Internet but may also include books, observations, and writing
- Educational school day outside of the school setting
- Assignments given to the students to complete outside of the school setting
- Teachers give students work the day of or in advance of an eLearning day
- Assignments can be technology driven or not depending on the students/families needs and grade level



Why use eLearning Days?

- Prevent school make-up days at the end of the school year
- Students learn even on days when it is too dangerous for them to come to school
- Don't want to miss out on the current meaningful educational experiences happening within the curriculum



When will these days occur?

- Built in Flex make-up days
 - Martin Luther King Jr. Day on 1/21, Presidents Day on 2/18, and Flex Day on 3/29
- The morning of the cancellation you will receive a school wide email with details if it is an eLearning day.
- eLearning days will be determined based on if we have already passed a flex day on the calendar and if that day is already being used as a eLearning day



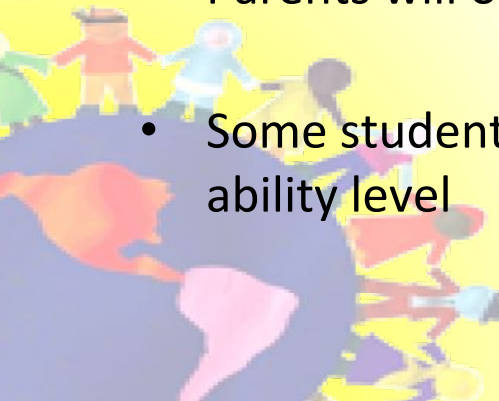
When? Part 2

- What does this mean for our students, parents, and staff?
- Flex day eLearning days will be announced in advance
 - Students will have access to the eLearning assignments the Friday before a scheduled flex eLearning day
- eLearning day scheduled on the day of the actual cancellation due to inclement weather
 - teachers will send out assignments by 9:00 am that morning.




Who is involved in eLearning Days?

- Teachers will post assignments by 9 am the day of and be available to answer questions from 9 am until 5 pm that day
- Students will locate assignments, work to complete them, ask questions when they arise
- Parents will oversee school work completion
- Some students will need more support depending on the grade level and ability level



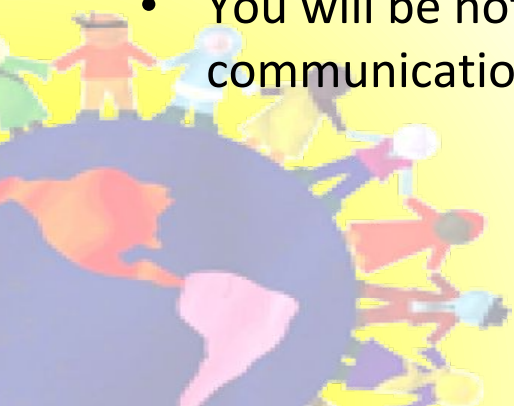
How will this be accomplished?

- Teachers will provide information on the assignments and how to complete the work
- Current learning objectives tied to your child's class
- Not all activities will take place online or with the use of technology
- Work will depend on the students current academic level and the teachers choice while integrated into current curriculum and standards



How? Part 2

- Teachers will be available for direct communication from 9:00 am until 5:00 pm the day of eLearning taking place
- Communication will be through email, google voice, google hangout, google classroom or another form of technology depending on the teachers choice
- You will be notified in advance where to find the assignments and communication information from your child's teacher



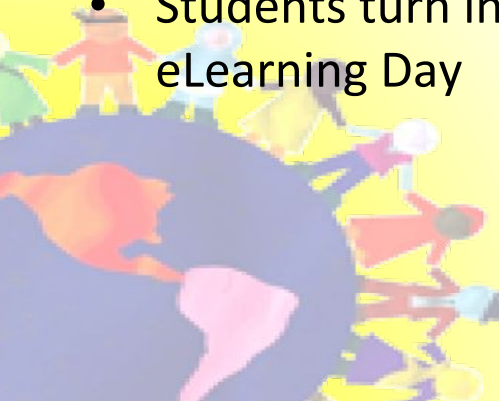
Accountability

- Students must participate in the eLearning day and provide evidence of work completed to be considered “in attendance” on that day
- Failure to do so would result in an unexcused absence for that day
- Students will have four days to complete their assignments to ensure appropriate accommodations are met for needs and resources of the students



Timeline of Events Option 1

- Cancellation due to snow, ice, etc.
- Flex day used as eLearning Day
- Students do not have any assigned work the day of the cancellation
- Students given work for the designated eLearning Day the Friday before the actually day of eLearning
- Students work to complete work on eLearning Day with the ability to contact teachers with questions
- Students turn in finished work completed within 4 days of the designated eLearning Day



Timeline of Events Option 2

- Cancellation due to snow, ice, etc.
- Flex days have all been used or have passed
- Families notified of eLearning Day for that day
- Students given work for the eLearning Day by 9 am
- Students work to complete work on eLearning Day with the ability to contact teachers with questions
- Students turn in finished work completed within 4 days of the designated eLearning Day



Locations for Internet Access

- Local places that offer free Wi-Fi in the event that connectivity is needed are; McDonald's, Starbucks, Panera, Public Libraries, Lincoln Pancake House, and Meijer among others.



Ms. Maria's 3-6 Class eLearning Day

Please make sure to check in with your child to make sure they are accomplishing their tasks for the eLearning day. Please sign off next to each item after you know it has been completed. We will check the works once they are brought back in, however, it is beneficial for you to check as well.



Kindergarten Example

Task	Parent Check in		
Read for 30 minutes			
Ixl.com for 15 minutes			
Mobymax.com 15 minutes			
Writing: Look at the snowy picture. Write down at least 5 words of things you see. K.W.3.3			
Science: Put snow in a cup and leave it on the table all day. Put snow in a cup and leave it in the fridge all day. Put snow in a cup and leave it in the freezer all day. What happened to the snow? K.NS.1			
Math: What do you only have 1 of at your house? What do you only have 2 of at your house? What do you only have 3 of at your house? What do you only have 10 of at your house? K.NS.1			
Language: Complete the snowy day packet. K.RL.2.4			



Ms. Maria's 6-9 Class eLearning Day

Please make sure to check in with your child to make sure they are accomplishing their tasks for the eLearning day. Please sign off next to each item after you know it has been completed. We will check the works once they are brought back in, however, it is beneficial for you to check as well.



Lower Elementary Example

Task	Parent Check in
Read for 30 minutes	
ixl.com for 10 minutes	
Mobymax.com 10 minutes	
Writing: Create a story about playing in the snow. 5 sentences. 3.W.3.2	
Science: Identify 5 simple machines within your home. What makes them simple machines? 3.PS.2	
Math: Locate objects in the house that form triangles. Describe and draw those shapes. What makes them a triangle? 3.G.1	
Language: Write 6 words that describe winter, 5 that describe your house, and 4 that describe yourself. 3.W.6.1	



Upper Elementary Example

Ms. Maria's 9-12 Class eLearning Day

Reading

- Read the article on Native Americans on Newsela website- <https://newsela.com/read/elem-hist-lakota-winter-count/id/36916/>

Answer the questions that follow. 5.RN.1

Language/Writing

- “How to” writing (expository). Topic: How to get dressed for a winter day or how to build a snow person. The first page will be an introduction with a good lead. 3 paragraphs of items needed for dressing for a winter day with descriptions or snow person. The 5th paragraph is a conclusion of your “how to”. 5.W.3.2

Math

- Complete 30 minutes on grade level Ixl.com math- geometry and measurement
- Measure the length of 12 objects in your home, list the object and what it measured in a spreadsheet. Graph your results. 5.DS.1

Science

- Gather materials for Science Experiment. Take notes from your research and start going through the scientific method. 6-8.LST.6.1

Spelling

- Complete 3 spelling works over this week's spelling words.

Extras

- Work on book reports and research projects.



Middle School Example

Ms. Maria's 12-14 Class eLearning Day

Reading

- Read the article on Native Americans on Newsela website- <https://newsela.com/read/elem-hist-lakota-winter-count/id/36916/>
Answer the questions that follow. 7.RN.1

Language/Writing

- “How to” writing (expository). Topic: How to get dressed for a winter day or how to build a snow person. The first page will be an introduction with a good lead. 3 paragraphs of items needed for dressing for a winter day with descriptions or snow person. The 5th paragraph is a conclusion of your “how to”. 7.W.3.1

Math

- Complete 60 minutes on Khan academy
- Develop probability models that include the sample space and probabilities of outcomes to represent simple events with equally likely outcomes. Predict the approximate relative frequency of the event based on the model. Compare probabilities from the model to observed frequencies; evaluate the level of agreement and explain possible sources of discrepancy. 7.DSP.7

Science

- Gather materials for Science Experiment. Take notes from your research and start going through the scientific method. 6-8.LST.3.3

Extra's

- Work on book reports and research projects.

